

**QUARTERLY PHYSICAL REPORT OF OPERATION**  
As of DECEMBER 31, 2021

BAR No. 1

Ministry : MINISTRY OF PUBLIC ORDER AND SAFETY (MPOS)  
Organization Code (UACS) : 17

2020 Performance Targets and Accomplishments  
2021 Performance Targets and Accomplishments


PARTICULARS	UACS CODE	PHYSICAL TARGETS					Total	PHYSICAL ACCOMPLISHMENTS					Total	Variance as of December 31, 2021	Remarks
		1st Quarter	2nd Quarter	3rd Quarter	4th Quarter	5		1st Quarter	2nd Quarter	3rd Quarter	4th Quarter	11			
<b>Organizational Ou</b>	<b>2</b>	<b>3</b>	<b>4</b>	<b>5</b>	<b>6</b>	<b>7=(3+4+5+6)</b>	<b>8</b>	<b>9</b>	<b>10</b>	<b>11</b>	<b>12=(8+9+10+11)</b>	<b>13</b>	<b>14</b>		
<b>PROGRAM 1: PEACE PROGRAM INITIATIVES</b>															
<b>1.1 Safe BARKIM Program</b>															
Performance Indicator															
Outcome Indicators															
Indicator 1 - Public order and safety issues and challenges properly coordinated to proper authorities.		5%	10%	10%	15%	40% Data Gathered	4%	4%	20%	4%	32%	8%			
Indicator 2 - Sufficient information and data affecting public order and safety provided to proper authorities		5%	10%	10%	15%	40% Data Provided	0%	8%	14%	18%	40%	0%			
Output Indicators															
Indicator 1 - No. of monitoring and assessment on public order and safety issues conducted		3	3	3	3	12	1	1	6	3	11	1			
Indicator 2 - No. of coordination Meeting with law enforcement Conducted		3	3	3	3	12	0	2	4	9	15	0			
Indicator 3 - No. of data gathering activities conducted		1	2	2	1	6	0	1	1	0	1	5			
<b>1.2 Advocacy on Public Order and Safety</b>															
Performance Indicator															
Outcome Indicators															
Indicator 1 - Harmful and illegal activities discouraged in BARKIM communities		2	4	4	2	12	0	0	7	15	15	0			
Output Indicators															
Indicator 1 - No. of information drive on public order and safety enhancement conducted		2	4	4	2	12	0	0	2	9	11	1			
Indicator 2 - No. of advocacy campaigns against illegal and harmful activities conducted		2	4	4	2	12	0	0	7	15	15	0			
<b>1.3 Community-driven Safety and Security</b>															
Performance Indicator															
Outcome Indicators															
Indicator 1 - Public order and safety awareness in the target communities enhanced		6	9	12	10	37 Communities	0	0	7	30	37	0			
Indicator 2 - Community partners trained on conflict early warning and response, and PCVE		2	9	12	10	37 Communities	0	0	7	30	37	0			
Output Indicators															
Indicator 1 - No. of community partners trained on conflict early warning and response, and preventing and countering		6	9	12	10	37	0	0	7	30	37	0			
Indicator 2 - No. of capacity building and trainings conducted		6	13	24	10	37	0	0	7	30	37	0			
<b>1.4 Peace Building Towards Normalization</b>															
Performance Indicator															
Outcome Indicators															
Indicator 1 - Local insurgents returned to the folds of the law		5	10	10	5	30 Insurgents	0	0	3	44	74	0			
Indicator 2 - Normalization interventions supplemented		5	10	10	5	30 Insurgents	0	0	3	44	74	0			
Output Indicators															
Indicator 1 - No. of former combatants organized and capacitated		6	6	50	6	6	0	0	6	6	6	0			
Indicator 2 - No. of former combatants provided with assistance		50	30	30	180	50	0	0	30	180	180	0			
Indicator 3 - No. of widows of martyrs organized and capacitated		30	6	6	17	30	0	0	6	17	47	0			
Indicator 4 - No. of widows of martyrs organized and capacitated		6	6	6	6	6	0	0	6	6	6	0			
Indicator 5 - No. of local insurgents returned to the folds of the law		30	30	30	44	30	0	0	30	44	74	0			
Indicator 6 - No. of local insurgents provided with assistance		30	30	30	74	30	0	0	30	74	74	0			
<b>1.5 Sustaining Journey to Peace</b>															
Performance Indicator															
Outcome Indicators															
Indicator 1 - Network of trained peace advocates in the region established		1	1	1	1	1 Network	0	0	1	1	1	0			
Indicator 2 - Peace Advocacy in Region sustained		1	1	1	1	1 Batch	0	0	1	1	1	0			
Output Indicators															
Indicator 1 - No. of activities conducted on peacebuilding		5	5	5	5	5	0	0	5	5	5	0			
Indicator 2 - No. of identified Bangsamoro Peace Champions		7	7	7	7	7	0	0	7	7	7	0			


QUARTERLY PHYSICAL REPORT OF OPERATION  
As of DECEMBER 31, 2021


Ministry : MINISTRY OF PUBLIC ORDER AND SAFETY (MPOS)  
Organization Code (UACS) : 17

2020 Performance Targets and Accomplishments  
2021 Performance Targets and Accomplishments

PARTICULARS	UACS CODE	PHYSICAL TARGETS					Total	PHYSICAL ACCOMPLISHMENTS					Total	Variance as of December 31, 2021	Remarks	
		1st Quarter	2nd Quarter	3rd Quarter	4th Quarter	5		1st Quarter	2nd Quarter	3rd Quarter	4th Quarter	11				
1.5 Dialogue Beyond Diversity Performance Indicators Outcome Indicators Indicator 1 - Respect for religious and culture diversity in the region enhanced	1						3									
Output Indicators Indicator 1 - No. of dialogue conducted				2	2	1	3									
1.5 Transitional Justice and Reconciliation Performance Indicator Outcome Indicators Indicator 1 - Bangsamoro narratives commemorated and popularized in the region	2						5 Historical Events									
Output Indicators Indicator 1 - No. of activities for the promotion of TJR conducted		2	1	2	2	1	1	2	2	0	0	5	0			
Indicator 2 - No. of consultations conducted		1	1	2	2	1	1	2	2	0	0	1	0			
Indicator 3 - No. of commemorative activities conducted		2	1	2	2	1	5	1	2	0	0	5	0			
Indicator 4 - No. of activities conducted on peacebuilding		1					1	1	2	0	0	1	0			
PROGRAM 2: RIDO SETTLEMENT Performance Indicator Outcome Indicators Indicator 1 - Sufficient knowledge and information on the emerging causes of rido made available	2						1 Product 6 Provinces									
Indicator 2 - Partnership and cooperation with local mediators established		15	3	25	25	15	10% Based from the baseline	4	1	2	2	1	6	0		
Indicator 3 - Significant reduction of existing rido in BARMM													7%	3%		
Output Indicators Indicator 1 - No. of partnership agreement with municipalities having local conflict management structure executed		2	3	3	3	2	8	4	2	2	2	8	0			
Indicator 2 - No. of data and narratives on rido gathered, produced, and distributed		1	3	3	3	1	10	4	5	5	10	0				
Indicator 3 - No. of capacity development trainings for local mediators conducted		1	2	2	2	1	7	2	4	4	7	0				
Indicator 4 - No. of local mediators organized and Recognized		50	100	100	100	50	350	100	200	200	350	0				
Indicator 5 - No. of rido cases settled		15	25	25	15	15	80	14	17	26	63	0				

Prepared By:  Jerald M. Ali, BSW, MPA  
Planning Officer  
Date: 09/29/2022

In coordination with  Maanoocha A. Abdulkadir, MBA  
Budget Officer  
Date: 09/29/2022

Approved By:  Atty. AL-RASHID BALTI  
Director General  
Date: 09/29/2022

By the Authority of the Minister HUSSEIN P. MUNOZ:  
Date: 09/29/2022



STATEMENT OF PERFORMANCE, ALLOCATIONS, COMMITMENTS AND BALANCES BY DEPARTMENT OF EXPENDITURES  
 (NS/CAS/2018/201)

DEPARTMENT	FUNCTION	CLASSIFICATION	APPROPRIATION	APPROPRIATION										TOTAL	UNAPPORTIONED	UNAPPORTIONED	UNAPPORTIONED	UNAPPORTIONED	UNAPPORTIONED	UNAPPORTIONED	UNAPPORTIONED	UNAPPORTIONED	UNAPPORTIONED	UNAPPORTIONED																													
				1	2	3	4	5	6	7	8	9	10												11	12	13	14	15	16	17	18	19	20	21	22	23	24															
DEPARTMENT OF HEALTH, WORK AND SAFETY	FUNCTION 1	CLASSIFICATION 1	APPROPRIATION 1	1	2	3	4	5	6	7	8	9	10	11	12	13	14	15	16	17	18	19	20	21	22	23	24																										
				25	26	27	28	29	30	31	32	33	34	35	36	37	38	39	40	41	42	43	44	45	46	47	48	49	50																								
Sub-Category 1				51	52	53	54	55	56	57	58	59	60	61	62	63	64	65	66	67	68	69	70	71	72	73	74	75	76	77	78	79	80	81	82	83	84	85	86	87	88	89	90	91	92	93	94	95	96	97	98	99	100



**STATEMENT OF APPROPRIATIONS, ALLOTMENTS, OBLIGATIONS, DISBURSEMENTS AND BALANCES**  
As of December 31, 2021

Ministry: **MINISTRY OF PUBLIC ORDER AND SAFETY**  
Organization Code (UACS): **17**  
Fund Cluster: **61 - Regular Ministry Fund**

2021 Appropriation

No.	Allotments/Sub-Allotments Reference	Funding Source	UACS Code	PS	Allotments/Sub-Allotments received from COVSOCUS				Sub-Allotments to ROSOCUS				Total Allotments/Net of Sub-Allotments							
					MOOE	FinEx	CO	Total	PS	MOOE	FinEx	CO	Total	PS	MOOE	FinEx	CO	Total		
1	2	3	4	5	6	7	8	9	10=6+7+8+9	11	12	13	14	15=11+12+13+14	16=(4+11)	17=(7+12)	18=(8+13)	19=(9+14)	20=(16+17+18+19)	
<b>A. Allotments received</b>																				
1	For Comprehensive release per GAAB 2021	Regular Ministry Budget	1 01 101	20,166,043.64					20,166,043.64						20,166,043.64				20,166,043.64	
2	per GAAB 2021	Regular Ministry Budget	1 01 101	69,777,809.95					69,777,809.95						69,777,809.95				69,777,809.95	
3	SARO-MPOS-21-0000008	Miscellaneous Personnel Benefit Fund	1 01 406	169,419.61					169,419.61						169,419.61				169,419.61	
4	SARO-MPOS-21-0000042	Miscellaneous Personnel Benefit Fund	1 01 406	169,419.61					169,419.61						169,419.61				169,419.61	
5	SARO-MPOS-21-0000055	Miscellaneous Personnel Benefit Fund	1 01 406	169,419.61					169,419.61						169,419.61				169,419.61	
6	SARO-MPOS-21-0000069	Regular Ministry Budget	1 01 101	1,770,654.73					1,770,654.73						1,770,654.73				1,770,654.73	
7	SARO-MPOS-21-0000103	Miscellaneous Personnel Benefit Fund	1 01 406	695,517.63					695,517.63						695,517.63				695,517.63	
8	SARO-MPOS-21-0000182	Regular Ministry Fund	1 01 101					2,450,000.00	2,450,000.00										2,450,000.00	
9	SARO-MPOS-21-0000197	Miscellaneous Personnel Benefit Fund	1 01 406	142,259.00					142,259.00						142,259.00				142,259.00	
10	SARO-MPOS-21-0000204	Regular Ministry Fund	1 01 101	1,243,121.26					1,243,121.26						1,243,121.26				1,243,121.26	
11	SARO-MPOS-21-0000200	Regular Ministry Fund	1 01 101	1,187,183.12					1,187,183.12						1,187,183.12				1,187,183.12	
12	SARO-MPOS-21-0000306	Regular Ministry Fund	1 01 101	3,269,977.56					3,269,977.56						3,269,977.56				3,269,977.56	
13	SARO-MPOS-21-0000337	Regular Ministry Fund	1 01 101	196,364.00					196,364.00						196,364.00				196,364.00	
14	SARO-MPOS-21-0000350	Regular Ministry Fund	1 01 101	807,563.74					807,563.74						807,563.74				807,563.74	
15	SARO-MPOS-21-0000373	Regular Ministry Fund	1 01 101	478,368.74					478,368.74						478,368.74				478,368.74	
16	SARO-MPOS-21-0000448	Regular Ministry Fund	1 01 101	1,246,177.22					1,246,177.22						1,246,177.22				1,246,177.22	
17	SARO-MPOS-21-0000473	Regular Ministry Fund	1 01 101			1,370,000.00			1,370,000.00										1,370,000.00	
18	SARO-MPOS-21-0000506	Regular Ministry Fund	1 01 101	522,771.49					522,771.49						522,771.49				522,771.49	
19	SARO-MPOS-21-0000643	2021 Contingent Fund	1 01 402			6,640,442.52			6,640,442.52										6,640,442.52	
20	SARO-MPOS-21-0000947	Regular Ministry Fund	1 01 101	34,690.81					34,690.81						34,690.81				34,690.81	
21	SARO-MPOS-21-0000946	Miscellaneous Personnel Benefit Fund	1 01 406	85,280.12					85,280.12						85,280.12				85,280.12	
22	SARO-MPOS-21-0000988	Regular Ministry Fund	1 01 101	20,627.50					20,627.50						20,627.50				20,627.50	
23	SARO-MPOS-21-0001			0.00					0.00						0.00				0.00	
<b>Sub-Total</b>				<b>32,331,849.59</b>		<b>77,793,952.47</b>		<b>2,450,000.00</b>	<b>112,569,902.06</b>						<b>32,331,849.59</b>		<b>77,793,952.47</b>		<b>2,450,000.00</b>	
<b>Summary by Funding Source Code:</b>																				
Agency Specific Budget:				1 01 101	30,633,633.81	71,147,609.95		2,450,000.00	104,531,143.76						30,633,633.81		71,147,609.95		2,450,000.00	104,531,143.76
R/LP:				1 04 102	1,398,315.78				1,398,315.78						1,398,315.78					1,398,315.78
M/PF:				1 01 406	1,398,315.78	6,640,442.52		6,640,442.52	13,381,200.82						1,398,315.78		6,640,442.52		6,640,442.52	13,381,200.82
Contingency Fund:				1 01 402		6,640,442.52		2,450,000.00	112,569,902.06									6,640,442.52		112,569,902.06
<b>Total</b>					<b>32,331,849.59</b>	<b>77,793,952.47</b>		<b>2,450,000.00</b>	<b>112,569,902.06</b>						<b>32,331,849.59</b>		<b>77,793,952.47</b>		<b>2,450,000.00</b>	<b>112,569,902.06</b>

Certified Correct By: 

Makroopia A. Asmatkadir, MBA  
Budget Officer III  
Date: 05/25/2022

Certified Correct By: 

Lukman Hakim, CPA  
Accountant General  
Date: 05/25/2022

Approved By: 

Atty. Al Rashid Baki  
Director-General  
Date: 05/25/2022

Approved By: 

Hussein P. Munoz  
Date: 05/25/2022

**STATEMENT OF APPROVED BUDGET, UTILIZATIONS, DISBURSEMENTS AND BALANCES**  
As of the Quarter Ending December 31, 2021

Ministry/Office : **MINISTRY OF PUBLIC ORDER AND SAFETY**  
Organization Code (UACS) : **17**

Particulars	UACS CODE	Approved Budget								Budget Utilization								Disbursements				BALANCES					
		Approved Budgeted Revenue	Adjustments (Additions, Reductions, Realignment)	Adjusted Budgeted Revenue	1st Quarter Ending March 31		2nd Quarter Ending June 30		3rd Quarter Ending Sept. 30		4th Quarter Ending Dec. 31		Total	1st Quarter Ending March 31		2nd Quarter Ending June 30		3rd Quarter Ending Sept. 30		4th Quarter Ending Dec. 31		Total	Unutilized Budget	Unpaid Utilizations (10-15) = (17+18)			
					5=(3+(-)4)	6	7	8	9	10=(6+7+8+9)	11	12		13	14	15=(11+12+13+14)	16=(5-10)	17	18								
TOTAL, Current Year Budget / Appropriations																											
PS																											
MOOE																											
CO																											

**NONE**

Certified Correct By:

*Masrooqha A. Ayubkadir, MSA*  
Budget Officer III  
Date: 05/25/2022

Certified Correct By:

*Jukhatra O. Pangrindo, CPA*  
Accountant III  
Date: 05/25/2022

Approved By:

*ATTY. AL RASHID Y. BALI*  
DIRECTOR GENERAL  
Date: 05/25/2022

By the Authority of the Minister HUSSEIN P. MUÑOZ:

**SUMMARY OF APPROVED BUDGET, UTILIZATIONS, DISBURSEMENTS AND BALANCES BY OBJECT OF EXPENDITURES**  
As of the Quarter Ending December 31, 2021

Ministry/Office : \_\_\_\_\_  
Organization Code (UACS) : \_\_\_\_\_

Particulars	UACS CODE	Approved Budget				Budget Utilization				Disbursements				BALANCES				
		Approved Budgeted Revenue	Adjustments (Additions, Reductions, Realignment)	Adjusted Budgeted Revenue	1st Quarter Ending March 31	2nd Quarter Ending June 30	3rd Quarter Ending Sept. 30	4th Quarter Ending Dec. 31	Total	1st Quarter Ending March 31	2nd Quarter Ending June 30	3rd Quarter Ending Sept. 30	4th Quarter Ending Dec. 31	Total	Unutilized Budget	Unpaid Utilizations (10-15) = (17+18)		
																Due and Demandable / Accounts Payable	Not Yet Due and Demandable	
1	2	3	4	5=(3+(-4))	6	7	8	9	10=(6+7+8+9)	11	12	13	14	15=(11+12+13+14)	16=(5-10)	17	18	
TOTAL, Current Year Budget / Appropriations PS MOOE CO																		
<b>NONE</b>																		

Certified Correct By: \_\_\_\_\_

Certified Correct By: \_\_\_\_\_

Approved By: \_\_\_\_\_

By the Authority of the Minister HUSSEIN P. MUNOZ:

**Maaropha A. Abdulkadir, MBA**  
Budget Officer III  
Date: 05/25/2022

**Julkhaira O. Paddarimao, CPA**  
Accountant/III  
Date: 05/25/2022

**ATTY. AL-RASHIDI BALI**  
DIRECTOR-GENERAL  
Date: 05/25/2022



AGING OF DUE AND DEMANDABLE OBLIGATIONS  
As of the Quarter Ending December 31, 2021

Ministry/Office : Ministry of Public Order and Safety (MPOS)  
Organization Code (UACS) : \_\_\_\_\_

2021 Appropriation

Name of Creditor	Obligation Request				AGING OF DUE AND DEMANDABLE OBLIGATIONS						Remarks
	Number	Date	Amount	Amount	90 days & below	91 to 180 days	181 to 270 days	271 to 360 days	Beyond 360 days		
A. Due and Demandable Obligations (Accounts Payable)											
A.1 Current Year Appropriations											
Personal Services											
DARYL JAMES M. BACERA	12-2021-01341	12/29/2021	18,200.00	18,200.00	18,200.00						
PAG - IBIG	12-2021-01342	12/31/2021	100.00	100.00	100.00						
PHILHEALTH	12-2021-01343	12/31/2021	283.50	283.50	283.50						
GSIS	12-2021-01344	12/31/2021	2,044.00	2,044.00	2,044.00						
			<b>20,627.50</b>	<b>20,627.50</b>	<b>20,627.50</b>						
Sub-total											
Maintenance & Other Operating Expenses											
General Administrative Expenses											
CNX MINI MARK	12-2021-01394	12/31/2021	799,467.20	799,467.20	799,467.20						
FILDIAN INTERNATIONAL, INC.	12-2021-01346	12/31/2021	655,785.50	655,785.50	655,785.50						
STARGAZER ENTERPRISES	12-2021-01395	12/31/2021	12,080.00	12,080.00	12,080.00						
THRIFTY ENTERPRISES	12-2021-01369	12/31/2021	238,506.75	238,506.75	238,506.75						
FORBIZ OFFICE AND SCHOOL SUPPLIES	12-2021-01397	12/31/2021	8,000.00	8,000.00	8,000.00						
UKOM RENT A CAR	12-2021-01396	12/31/2021	5,000.00	5,000.00	5,000.00						
UKOM RENT A CAR	12-2021-01355	12/31/2021	8,000.00	8,000.00	8,000.00						
ATTY. AGNES P. PARACHA-BALLEQUE	12-2021-01399	12/31/2021	6,000.00	6,000.00	6,000.00						
CNX RESTO AND TRAVELLERS INN	12-2021-01370	12/31/2021	18,000.00	18,000.00	18,000.00						
CNX RESTO AND TRAVELLERS INN	12-2021-01398	12/31/2021	6,750.00	6,750.00	6,750.00						
CNX RESTO AND TRAVELLERS INN	12-2021-01352	12/31/2021	48,000.00	48,000.00	48,000.00						
D STARGATE RENT A CAR	12-2021-01368	12/31/2021	12,000.00	12,000.00	12,000.00						
ZIA ULHAQ M. BASA	12-2021-01400	12/31/2021	9,000.00	9,000.00	9,000.00						
COTABATO FALCON MARKETING	12-2021-01345	12/31/2021	14,385.00	14,385.00	14,385.00						
COTABATO FALCON MARKETING	12-2021-01403	12/31/2021	4,995.00	4,995.00	4,995.00						
COTABATO FALCON MARKETING	12-2021-01401	12/31/2021	12,600.00	12,600.00	12,600.00						
BEENA V. CO HARDWARE INC.	12-2021-01371	12/31/2021	7,885.00	7,885.00	7,885.00						
BEENA V. CO HARDWARE INC.	12-2021-01404	12/31/2021	13,997.40	13,997.40	13,997.40						
LORRAINE ANNE A. TAN	12-2021-01402	12/31/2021	5,730.00	5,730.00	5,730.00						







AL-SHAMIER H. AMINULLA	12-2021-01455	12/31/2021	215.00	215.00	215.00															
AL-SHAMIER H. AMINULLA	12-2021-01445	12/31/2021	69,767.00	69,767.00	69,767.00															
AL-SHAMIER H. AMINULLA	12-2021-01454	12/31/2021	50,000.00	50,000.00	50,000.00															
ALFATTAH P. SILO	12-2021-01447	12/31/2021	750.00	750.00	750.00															
ATTY. AL-RASHID L BALI	12-2021-01448	12/31/2021	750.00	750.00	750.00															
BASIT S. MINANDANG	12-2021-01446	12/31/2021	14,980.00	14,980.00	14,980.00															
HAWLA M. BALITOC	12-2021-01393	12/31/2021	750.00	750.00	750.00															
HAWLA M. BALITOC	12-2021-01493	12/31/2021	750.00	750.00	750.00															
HAWLA M. BALITOC	12-2021-01503	12/31/2021	750.00	750.00	750.00															
HAWLA M. BALITOC	12-2021-01507	12/31/2021	50,000.00	50,000.00	50,000.00															
HAWLA M. BALITOC	12-2021-01490	12/31/2021	750.00	750.00	750.00															
MUSLIMIN L. RIAS	12-2021-01491	12/31/2021	750.00	750.00	750.00															
RAF SAN JOHNNY A. ABDUL	12-2021-01492	12/31/2021	500.00	500.00	500.00															
RAF SAN JOHNNY A. ABDUL	12-2021-01483	12/31/2021	750.00	750.00	750.00															
RAF SAN JOHNNY A. ABDUL	12-2021-01506	12/31/2021	750.00	750.00	750.00															
RAF SAN JOHNNY A. ABDUL	12-2021-01507	12/31/2021	750.00	750.00	750.00															
RAF SAN JOHNNY A. ABDUL	12-2021-01484	12/31/2021	4,955.00	4,955.00	4,955.00															
RAF SAN JOHNNY A. ABDUL	12-2021-01504	12/31/2021	120,000.00	120,000.00	120,000.00															
RAF SAN JOHNNY A. ABDUL	12-2021-01504	12/31/2021	2,100.00	2,100.00	2,100.00															
RAF SAN JOHNNY A. ABDUL	12-2021-01505	12/31/2021	750.00	750.00	750.00															
RAF SAN JOHNNY A. ABDUL	12-2021-01486	12/31/2021	750.00	750.00	750.00															
RAF SAN JOHNNY A. ABDUL	12-2021-01487	12/31/2021	750.00	750.00	750.00															
RAF SAN JOHNNY A. ABDUL	12-2021-01481	12/31/2021	750.00	750.00	750.00															
RAF SAN JOHNNY A. ABDUL	12-2021-01508	12/31/2021	2,757.80	2,757.80	2,757.80															
RAF SAN JOHNNY A. ABDUL	12-2021-01482	12/31/2021	4,538.06	4,538.06	4,538.06															
RAF SAN JOHNNY A. ABDUL	12-2021-01489	12/31/2021	26,580.00	26,580.00	26,580.00															
RAF SAN JOHNNY A. ABDUL	12-2021-01488	12/31/2021	33,242.50	33,242.50	33,242.50															
SHAHID P. AKBARA	12-2021-01485	12/31/2021	32,620.00	32,620.00	32,620.00															
<b>TOTAL</b>	<b>SUB-TOTAL</b>		<b>1,119,508.86</b>	<b>1,119,508.86</b>	<b>1,119,508.86</b>															
			<b>5,037,092.02</b>	<b>5,037,092.02</b>	<b>5,037,092.02</b>															

Certified Correct by:

Certified Correct by:

Approved By:

By the Authority of the Minister HUSSEIN P. MUÑOZ:

Maarsoopha A. Abdulkadir, MBA  
Budget Officer III  
Date: 05/25/2022

Julkhaiza O. Pangarintao, CPA  
Accountant III  
Date: 05/25/2022

ATTY. AL-RASHID L. BALI  
Director -General  
Date: 05/25/2022



QUARTERLY REPORT OF REVENUE AND OTHER RECEIPTS

As of the Quarter Ending December 31, 2021  
(in Pesos)


Ministry/Office : Ministry of Public Order and Safety (MPOS)  
Organization Code (UACS) : \_\_\_\_\_

2021

CLASSIFICATION / SOURCES OF REVENUE AND OTHER RECEIPTS	UACS Code	REVENUE TARGET (Annual)	ACTUAL REVENUE AND OTHER RECEIPTS COLLECTIONS							CUMULATIVE REMITTANCE / DEPOSITS TO DATE		VARIANCE		Remarks
			1st Quarter	2nd Quarter	3rd Quarter	4th Quarter	TOTAL	Remittance to Btr	Deposited with AGDB	Total	Amount	%		
A. General Fund (formerly Fund 101)	1	2	3	4	5	6	7	8=(4+5+6+7)	9	10	11=(9+10)	12=(8-3)	13 = (12 / 3)	14
- Tax														
Documentary Stamp Tax														
- Non-Tax														
Sale of Bid Documents														
Collection from Cash Advance Refund														
B. Special Account in the General Fund (formerly Fund 105, 183, 401, 151-159)														
- Tax														
- Non-Tax														
C. Off-Budget Accounts (formerly Fund 161 to 164, etc.)														
D. Custodial Funds (formerly Fund 101-184, 187)														
TOTAL														

NONE

Certified Correct:

  
Julikastra S. Pangaritia, CPA  
Accountant III  
Date: 05/25/2022

Approved By:  
By the Authority of the Minister HUSSEIN P. MUÑOZ:  
  
ATTY. AL-RASHID L. BALI  
Director-General  
Date: 05/25/2022