

Performance Indicator	Outcome Indicators	Output Indicators	Indicator 1 - Number of commemorative/cateration of historical events conducted	Indicator 2 - Number of peace forum conducted	Indicator 3 - Number of learning sessions conducted	Indicator 4 - Number of T/JN promotion activities conducted	Indicator 1 - Number of historical activities	Indicator 2 - Number of peace forum	Indicator 3 - Number of learning sessions	Indicator 4 - Number of T/JN promotion activities	Indicator 1 - Risk in BARMM significantly reduced	Indicator 2 - Number of Rido knowledge materials produced	Indicator 3 - Number of capacity development trainings for local mediators conducted	Indicator 4 - Number of rido cases settled	Indicator 1 - Number of interventions in support to the rehabilitation of rido affected communities conducted	Remarks
<p>PROGRAM 5: Sustainable Agreement for Peace and Advancement (SAPA)</p> <p>Performance Indicator</p> <p>Outcome Indicators</p> <p>Indicator 1 - Risk in BARMM significantly reduced</p> <p>Output Indicators</p> <p>Indicator 1 - Number of Rido knowledge materials produced</p> <p>Indicator 2 - Number of capacity development trainings for local mediators conducted</p> <p>Indicator 3 - Number of rido cases settled</p> <p>Indicator 4 - Number of interventions in support to the rehabilitation of rido affected communities conducted</p>	<p>Indicator 1 - Number of commemorative/cateration of historical events conducted</p> <p>Indicator 2 - Number of peace forum conducted</p>	<p>Indicator 1 - Risk in BARMM significantly reduced</p>	<p>5 Historical Activities</p> <p>1 Forum</p>	<p>1</p>	<p>2</p>	<p>1</p>	<p>1</p>	<p>5</p>	<p>1</p>	<p>4</p>	<p>1</p>	<p>8</p>	<p>1</p>	<p>1</p>	<p>This was not conducted due to the effects of Typhoon Paeng on October 2022. The activity will not be implemented in 2023, but will be modified for other commemoration under the same program.</p>	
<p>Indicator 1 - Risk in BARMM significantly reduced</p>	<p>6 Knowledge Product</p> <p>7 CapDev</p> <p>72 Rido</p>	<p>1</p>	<p>6 Sessions</p> <p>1 Forum</p>	<p>1</p>	<p>2</p>	<p>1</p>	<p>1</p>	<p>5</p>	<p>2</p>	<p>4</p>	<p>1</p>	<p>7</p>	<p>1</p>	<p>8</p>	<p>Targets shall be conducted in the FY 2023.</p>	
<p>Indicator 1 - Risk in BARMM significantly reduced</p>	<p>6 Interventions</p>	<p>5</p>	<p>23</p>	<p>3</p>	<p>5</p>	<p>23</p>	<p>3</p>	<p>21</p>	<p>6</p>	<p>7</p>	<p>21</p>	<p>77</p>	<p>7</p>	<p>6</p>	<p>Post-implementation activities are still on-going.</p>	

Prepared By:


ABDUL KAHWAN M. MACAPENDEG
 Planning Officer III
 Date: 03/08/2023

In coordination with:


ALVINJAY M. DIMALUYANAG, CPA
 Budget Officer III
 Date: 03/08/2023

Approved By:


EUSEBIO P. MURCOZ
 Director
 Date: 03/08/2023

STATEMENT OF APPROPRIATIONS, ALLOTMENTS, DEBITATIONS, DISBURSEMENTS AND BALANCES BY OBJECT OF EXPENDITURES
 As of December 31, 2022

PARTICULARS	UACS CODE	Appropriated	Transfer From	Adjusted	Allotments	Adjustments	Transfer To	Transfer From	Adjusted	1st Quarter Ending	2nd Quarter	3rd Quarter	4th Quarter	Total	Disbursements	Unexpended	Used/Spent	Unpaid Obligations	Net 1st Due out	Net 2nd Due out
GENERAL, ADMINISTRATIVE SERVICES																				
Agency Specific Budget																				
Recruiting Services																				
Salaries & Wages		5,967,408.00		5,967,408.00	5,967,408.00				5,967,408.00	1,591,752.00	1,591,752.00	1,591,752.00	1,591,752.00	5,967,408.00	5,967,408.00	0.00	5,967,408.00	0.00	0.00	0.00
Other Compensation																				
Personal Services																				
Representative Allowance (PFRVA)		432,000.00		432,000.00	432,000.00				432,000.00	108,000.00	108,000.00	108,000.00	108,000.00	432,000.00	432,000.00	0.00	432,000.00	0.00	0.00	0.00
Representative Allowance (PFRVA)		102,000.00		102,000.00	102,000.00				102,000.00	25,500.00	25,500.00	25,500.00	25,500.00	102,000.00	102,000.00	0.00	102,000.00	0.00	0.00	0.00
Travel Allowance		122,000.00		122,000.00	122,000.00				122,000.00	30,500.00	30,500.00	30,500.00	30,500.00	122,000.00	122,000.00	0.00	122,000.00	0.00	0.00	0.00
Relocation Allowance		90,000.00		90,000.00	90,000.00				90,000.00	22,500.00	22,500.00	22,500.00	22,500.00	90,000.00	90,000.00	0.00	90,000.00	0.00	0.00	0.00
Productivity Incentives		715,000.00		715,000.00	715,000.00				715,000.00	178,750.00	178,750.00	178,750.00	178,750.00	715,000.00	715,000.00	0.00	715,000.00	0.00	0.00	0.00
Year End Bonus		715,000.00		715,000.00	715,000.00				715,000.00	178,750.00	178,750.00	178,750.00	178,750.00	715,000.00	715,000.00	0.00	715,000.00	0.00	0.00	0.00
Other Benefits		30,000.00		30,000.00	30,000.00				30,000.00	7,500.00	7,500.00	7,500.00	7,500.00	30,000.00	30,000.00	0.00	30,000.00	0.00	0.00	0.00
Other Benefits		1,630,248.00		1,630,248.00	1,630,248.00				1,630,248.00	407,562.00	407,562.00	407,562.00	407,562.00	1,630,248.00	1,630,248.00	0.00	1,630,248.00	0.00	0.00	0.00
P&O IS90 Contributions		21,400.00		21,400.00	21,400.00				21,400.00	5,350.00	5,350.00	5,350.00	5,350.00	21,400.00	21,400.00	0.00	21,400.00	0.00	0.00	0.00
Private: Contributions		133,827.28		133,827.28	133,827.28				133,827.28	33,456.82	33,456.82	33,456.82	33,456.82	133,827.28	133,827.28	0.00	133,827.28	0.00	0.00	0.00
Employee Contributions Insurance Premiums		31,900.00		31,900.00	31,900.00				31,900.00	7,975.00	7,975.00	7,975.00	7,975.00	31,900.00	31,900.00	0.00	31,900.00	0.00	0.00	0.00
Other		3,150.00		3,150.00	3,150.00				3,150.00	787.50	787.50	787.50	787.50	3,150.00	3,150.00	0.00	3,150.00	0.00	0.00	0.00
Total Personnel Services - 645		12,163,232.28		12,163,232.28	12,163,232.28				12,163,232.28	3,092,914.22	3,092,914.22	3,092,914.22	3,092,914.22	12,163,232.28	12,163,232.28	0.00	12,163,232.28	0.00	0.00	0.00
Maintenance & Other Operating Expenses																				
Utility and Statistical Expense		1,637,765.00		1,637,765.00	1,637,765.00				1,637,765.00	409,441.25	409,441.25	409,441.25	409,441.25	1,637,765.00	1,637,765.00	0.00	1,637,765.00	0.00	0.00	0.00
Supplies and Materials Expense		1,656,265.00		1,656,265.00	1,656,265.00				1,656,265.00	414,066.25	414,066.25	414,066.25	414,066.25	1,656,265.00	1,656,265.00	0.00	1,656,265.00	0.00	0.00	0.00
Printing and Stationery Expense		2,052,700.00		2,052,700.00	2,052,700.00				2,052,700.00	513,175.00	513,175.00	513,175.00	513,175.00	2,052,700.00	2,052,700.00	0.00	2,052,700.00	0.00	0.00	0.00
Utility Expense		1,055,420.28		1,055,420.28	1,055,420.28				1,055,420.28	263,855.07	263,855.07	263,855.07	263,855.07	1,055,420.28	1,055,420.28	0.00	1,055,420.28	0.00	0.00	0.00
Communications Expense		1,171,120.00		1,171,120.00	1,171,120.00				1,171,120.00	289,750.00	289,750.00	289,750.00	289,750.00	1,171,120.00	1,171,120.00	0.00	1,171,120.00	0.00	0.00	0.00
Professional Services		6,032,960.00		6,032,960.00	6,032,960.00				6,032,960.00	1,508,240.00	1,508,240.00	1,508,240.00	1,508,240.00	6,032,960.00	6,032,960.00	0.00	6,032,960.00	0.00	0.00	0.00
Professional Services		6,298,464.00		6,298,464.00	6,298,464.00				6,298,464.00	1,572,600.00	1,572,600.00	1,572,600.00	1,572,600.00	6,298,464.00	6,298,464.00	0.00	6,298,464.00	0.00	0.00	0.00
Medical and Veterinary		5,297,000.00		5,297,000.00	5,297,000.00				5,297,000.00	1,324,250.00	1,324,250.00	1,324,250.00	1,324,250.00	5,297,000.00	5,297,000.00	0.00	5,297,000.00	0.00	0.00	0.00
Medical and Veterinary		2,267,000.00		2,267,000.00	2,267,000.00				2,267,000.00	566,750.00	566,750.00	566,750.00	566,750.00	2,267,000.00	2,267,000.00	0.00	2,267,000.00	0.00	0.00	0.00
Medical and Veterinary		3,030,000.00		3,030,000.00	3,030,000.00				3,030,000.00	757,500.00	757,500.00	757,500.00	757,500.00	3,030,000.00	3,030,000.00	0.00	3,030,000.00	0.00	0.00	0.00
Advertising and Publicity Expenses		1,256,000.00		1,256,000.00	1,256,000.00				1,256,000.00	314,000.00	314,000.00	314,000.00	314,000.00	1,256,000.00	1,256,000.00	0.00	1,256,000.00	0.00	0.00	0.00
Printing and Publication Expenses		1,578,000.00		1,578,000.00	1,578,000.00				1,578,000.00	394,500.00	394,500.00	394,500.00	394,500.00	1,578,000.00	1,578,000.00	0.00	1,578,000.00	0.00	0.00	0.00
Transportation and Delivery Expenses		1,420,000.00		1,420,000.00	1,420,000.00				1,420,000.00	355,000.00	355,000.00	355,000.00	355,000.00	1,420,000.00	1,420,000.00	0.00	1,420,000.00	0.00	0.00	0.00
Membership Dues and Contributions to Organizations		132,000.00		132,000.00	132,000.00				132,000.00	33,000.00	33,000.00	33,000.00	33,000.00	132,000.00	132,000.00	0.00	132,000.00	0.00	0.00	0.00
Subscription Expenses		120,000.00		120,000.00	120,000.00				120,000.00	30,000.00	30,000.00	30,000.00	30,000.00	120,000.00	120,000.00	0.00	120,000.00	0.00	0.00	0.00
Other Maintenance and Operating Expenses		12,000.00		12,000.00	12,000.00				12,000.00	3,000.00	3,000.00	3,000.00	3,000.00	12,000.00	12,000.00	0.00	12,000.00	0.00	0.00	0.00
Total MOC-645		30,453,480.28		30,453,480.28	30,453,480.28				30,453,480.28	7,642,802.22	7,642,802.22	7,642,802.22	7,642,802.22	30,453,480.28	30,453,480.28	0.00	30,453,480.28	0.00	0.00	0.00
Capital Costs																				
Motor Vehicle and Equipment		1,308,414.80		1,308,414.80	1,308,414.80				1,308,414.80	327,103.72	327,103.72	327,103.72	327,103.72	1,308,414.80	1,308,414.80	0.00	1,308,414.80	0.00	0.00	0.00
Capital Costs		1,308,414.80		1,308,414.80	1,308,414.80				1,308,414.80	327,103.72	327,103.72	327,103.72	327,103.72	1,308,414.80	1,308,414.80	0.00	1,308,414.80	0.00	0.00	0.00
SUPPORT TO OPERATIONS																				
Personal Services																				
Salaries & Wages - Regular		7,164,116.00		7,164,116.00	7,164,116.00				7,164,116.00	1,791,029.00	1,791,029.00	1,791,029.00	1,791,029.00	7,164,116.00	7,164,116.00	0.00	7,164,116.00	0.00	0.00	0.00
Statutory Employee (PFRVA)		408,000.00		408,000.00	408,000.00				408,000.00	102,000.00	102,000.00	102,000.00	102,000.00	408,000.00	408,000.00	0.00	408,000.00	0.00	0.00	0.00
Representative Allowance (PFRVA)		60,000.00		60,000.00	60,000.00				60,000.00	15,000.00	15,000.00	15,000.00	15,000.00	60,000.00	60,000.00	0.00	60,000.00	0.00	0.00	0.00
Productivity Incentives		165,000.00		165,000.00	165,000.00				165,000.00	41,250.00	41,250.00	41,250.00	41,250.00	165,000.00	165,000.00	0.00	165,000.00	0.00	0.00	0.00
Productivity Incentives		597,000.00		597,000.00	597,000.00				597,000.00	149,250.00	149,250.00	149,250.00	149,250.00	597,000.00	597,000.00	0.00	597,000.00	0.00	0.00	0.00
Year End Bonus		597,000.00		597,000.00	597,000.00				597,000.00	149,250.00	149,250.00	149,250.00	149,250.00	597,000.00	597,000.00	0.00	597,000.00	0.00	0.00	0.00
Other Benefits		85,000.00		85,000.00	85,000.00				85,000.00	21,250.00	21,250.00	21,250.00	21,250.00	85,000.00	85,000.00	0.00	85,000.00	0.00	0.00	0.00
Other Benefits		85,000.00		85,000.00	85,000.00		</													

STATEMENT OF APPROPRIATIONS, ALLOTMENTS, OBLIGATIONS, DISBURSEMENTS AND BALANCES BY OBJECT OF EXPENDITURES
As at December 31, 2022

OPERATION	PARTICULARS	UAES CODE	APPROPRIATIONS					ALLOTMENTS				DISBURSEMENTS				BALANCES				
			Approved Appropriations	Transfer Appropriations	Adjusted Appropriations	Adjustments Appropriations	Transfer To	Transfer From	Adjusted Allotments	1st Quarter Ending March 31	2nd Quarter Ending June 30	3rd Quarter Ending September 30	4th Quarter Ending December 31	Total	Unreleased Appropriations	Unreleased Allotments	Unreleased Obligations (1.20 - 2.20)	Net Vtd Due and Demandable		
PROGRAM 1: SAFE BARRAM	Personal Services Salaries & Wages - Regular Other Compensation Retirement Allowance (PERA) Transportation Allowance Dining and Uniform Allowance Medical Allowance Housing Allowance New Year Bonus Vtd Bonus Other Benefits Retirement and Life Insurance Premiums PAC (BAC) Contributions Employee Compensation, Insurance Premiums Other Personal Benefits		20,539,224.00	20,539,224.00	17,731,428.22	180,000.00			17,731,428.22	2,408,795.80	2,581,527.31	2,769,526.25	2,432,282.71	10,911,489.18	10,911,489.18	5,285,517.2	453,143.8	32,577.4		
			664,000.00	664,000.00	664,000.00					664,000.00	132,800.00	132,800.00	132,800.00	132,800.00	528,200.00	528,200.00	264,100.00	50,727.28		
			420,000.00	420,000.00	420,000.00					420,000.00	84,000.00	84,000.00	84,000.00	84,000.00	1,782,000.00	1,782,000.00	238,750.00	4,000.00		
			420,000.00	420,000.00	420,000.00					420,000.00	84,000.00	84,000.00	84,000.00	84,000.00	1,782,000.00	1,782,000.00	238,750.00	4,000.00		
			1,171,000.00	1,171,000.00	1,171,000.00					1,171,000.00	234,200.00	234,200.00	234,200.00	234,200.00	4,219,500.00	4,219,500.00	65,402.00	65,402.00		
			1,171,000.00	1,171,000.00	1,171,000.00					1,171,000.00	234,200.00	234,200.00	234,200.00	234,200.00	4,219,500.00	4,219,500.00	65,402.00	65,402.00		
			1,171,000.00	1,171,000.00	1,171,000.00					1,171,000.00	234,200.00	234,200.00	234,200.00	234,200.00	4,219,500.00	4,219,500.00	65,402.00	65,402.00		
			1,171,000.00	1,171,000.00	1,171,000.00					1,171,000.00	234,200.00	234,200.00	234,200.00	234,200.00	4,219,500.00	4,219,500.00	65,402.00	65,402.00		
			1,171,000.00	1,171,000.00	1,171,000.00					1,171,000.00	234,200.00	234,200.00	234,200.00	234,200.00	4,219,500.00	4,219,500.00	65,402.00	65,402.00		
			1,171,000.00	1,171,000.00	1,171,000.00					1,171,000.00	234,200.00	234,200.00	234,200.00	234,200.00	4,219,500.00	4,219,500.00	65,402.00	65,402.00		
			1,171,000.00	1,171,000.00	1,171,000.00					1,171,000.00	234,200.00	234,200.00	234,200.00	234,200.00	4,219,500.00	4,219,500.00	65,402.00	65,402.00		
			1,171,000.00	1,171,000.00	1,171,000.00					1,171,000.00	234,200.00	234,200.00	234,200.00	234,200.00	4,219,500.00	4,219,500.00	65,402.00	65,402.00		
			1,171,000.00	1,171,000.00	1,171,000.00					1,171,000.00	234,200.00	234,200.00	234,200.00	234,200.00	4,219,500.00	4,219,500.00	65,402.00	65,402.00		
			1,171,000.00	1,171,000.00	1,171,000.00					1,171,000.00	234,200.00	234,200.00	234,200.00	234,200.00	4,219,500.00	4,219,500.00	65,402.00	65,402.00		
			1,171,000.00	1,171,000.00	1,171,000.00					1,171,000.00	234,200.00	234,200.00	234,200.00	234,200.00	4,219,500.00	4,219,500.00	65,402.00	65,402.00		
1,171,000.00	1,171,000.00	1,171,000.00					1,171,000.00	234,200.00	234,200.00	234,200.00	234,200.00	4,219,500.00	4,219,500.00	65,402.00	65,402.00					
1,171,000.00	1,171,000.00	1,171,000.00					1,171,000.00	234,200.00	234,200.00	234,200.00	234,200.00	4,219,500.00	4,219,500.00	65,402.00	65,402.00					
1,171,000.00	1,171,000.00	1,171,000.00					1,171,000.00	234,200.00	234,200.00	234,200.00	234,200.00	4,219,500.00	4,219,500.00	65,402.00	65,402.00					
1,171,000.00	1,171,000.00	1,171,000.00					1,171,000.00	234,200.00	234,200.00	234,200.00	234,200.00	4,219,500.00	4,219,500.00	65,402.00	65,402.00					
1,171,000.00	1,171,000.00	1,171,000.00					1,171,000.00	234,200.00	234,200.00	234,200.00	234,200.00	4,219,500.00	4,219,500.00	65,402.00	65,402.00					
1,171,000.00	1,171,000.00	1,171,000.00					1,171,000.00	234,200.00	234,200.00	234,200.00	234,200.00	4,219,500.00	4,219,500.00	65,402.00	65,402.00					
1,171,000.00	1,171,000.00	1,171,000.00					1,171,000.00	234,200.00	234,200.00	234,200.00	234,200.00	4,219,500.00	4,219,500.00	65,402.00	65,402.00					
1,171,000.00	1,171,000.00	1,171,000.00					1,171,000.00	234,200.00	234,200.00	234,200.00	234,200.00	4,219,500.00	4,219,500.00	65,402.00	65,402.00					
1,171,000.00	1,171,000.00	1,171,000.00					1,171,000.00	234,200.00	234,200.00	234,200.00	234,200.00	4,219,500.00	4,219,500.00	65,402.00	65,402.00					
1,171,000.00	1,171,000.00	1,171,000.00					1,171,000.00	234,200.00	234,200.00	234,200.00	234,200.00	4,219,500.00	4,219,500.00	65,402.00	65,402.00					
1,171,000.00	1,171,000.00	1,171,000.00					1,171,000.00	234,200.00	234,200.00	234,200.00	234,200.00	4,219,500.00	4,219,500.00	65,402.00	65,402.00					
1,171,000.00	1,171,000.00	1,171,000.00					1,171,000.00	234,200.00	234,200.00	234,200.00	234,200.00	4,219,500.00	4,219,500.00	65,402.00	65,402.00					
1,171,000.00	1,171,000.00	1,171,000.00					1,171,000.00	234,200.00	234,200.00	234,200.00	234,200.00	4,219,500.00	4,219,500.00	65,402.00	65,402.00					
1,171,000.00	1,171,000.00	1,171,000.00					1,171,000.00	234,200.00	234,200.00	234,200.00	234,200.00	4,219,500.00	4,219,500.00	65,402.00	65,402.00					
1,171,000.00	1,171,000.00	1,171,000.00					1,171,000.00	234,200.00	234,200.00	234,200.00	234,200.00	4,219,500.00	4,219,500.00	65,402.00	65,402.00					
1,171,000.00	1,171,000.00	1,171,000.00					1,171,000.00	234,200.00	234,200.00	234,200.00	234,200.00	4,219,500.00	4,219,500.00	65,402.00	65,402.00					
1,171,000.00	1,171,000.00	1,171,000.00					1,171,000.00	234,200.00	234,200.00	234,200.00	234,200.00	4,219,500.00	4,219,500.00	65,402.00	65,402.00					
1,171,000.00	1,171,000.00	1,171,000.00					1,171,000.00	234,200.00	234,200.00	234,200.00	234,200.00	4,219,500.00	4,219,500.00	65,402.00	65,402.00					
1,171,000.00	1,171,000.00	1,171,000.00					1,171,000.00	234,200.00	234,200.00	234,200.00	234,200.00	4,219,500.00	4,219,500.00	65,402.00	65,402.00					
1,171,000.00	1,171,000.00	1,171,000.00					1,171,000.00	234,200.00	234,200.00	234,200.00	234,200.00	4,219,500.00	4,219,500.00	65,402.00	65,402.00					
1,171,000.00	1,171,000.00	1,171,000.00					1,171,000.00	234,200.00	234,200.00	234,200.00	234,200.00	4,219,500.00	4,219,500.00	65,402.00	65,402.00					
1,171,000.00	1,171,000.00	1,171,000.00					1,171,000.00	234,200.00	234,200.00	234,200.00	234,200.00	4,219,500.00	4,219,500.00	65,402.00	65,402.00					
1,171,000.00	1,171,000.00	1,171,000.00					1,171,000.00	234,200.00	234,200.00	234,200.00	234,200.00	4,219,500.00	4,219,500.00	65,402.00	65,402.00					
1,171,000.00	1,171,000.00	1,171,000.00					1,171,000.00	234,200.00	234,200.00	234,200.00	234,200.00	4,219,500.00	4,219,500.00	65,402.00	65,402.00					
1,171,000.00	1,171,000.00	1,171,000.00					1,171,000.00	234,200.00	234,200.00	234,200.00	234,200.00	4,219,500.00	4,219,500.00	65,402.00	65,402.00					
1,171,000.00	1,171,000.00	1,171,000.00					1,171,000.00	234,200.00	234,200.00	234,200.00	234,200.00	4,219,500.00	4,219,500.00	65,402.00	65,402.00					
1,171,000.00	1,171,000.00	1,171,000.00					1,171,000.00	234,200.00	234,200.00	234,200.00	234,200.00	4,219,500.00	4,219,500.00	65,402.00	65,402.00					
1,171,000.00	1,171,000.00	1,171,000.00					1,171,000.00	234,200.00	234,200.00	234,200.00	234,200.00	4,219,500.00	4,219,500.00	65,402.00	65,402.00					
1,171,000.00	1,171,000.00	1,171,000.00					1,171,000.00	234,200.00	234,200.00	234,200.00	234,200.00	4,219,500.00	4,219,500.00	65,402.00	65,402.00					
1,171,000.00	1,171,000.00	1,171,000.00					1,171,000.00	234,200.00	234,200.00	234,200.00	234,200.00	4,219,500.00	4,219,500.00	65,402.00	65,402.00					
1,171,000.00	1,171,000.00	1,171,000.00					1,171,000.00	234,200.00	234,200.00	234,200.00	234,200.00	4,219,500.00	4,219,500.00	65,402.00	65,402.00					
1,171,000.00	1,171,000.00	1,171,000.00					1,171,000.00	234,200.00	234,200.00	234,200.00	234,200.00	4,219,500.00	4,219,500.00	65,402.00	65,402.00					
1,171,000.00	1,171,000.00	1,171,000.00					1,171,000.00	234,200.00	234,200.00	234,200.00	234,200.00	4,219,500.00	4,219,500.00	65,402.00	65,402.00					
1,171,000.00	1,171,000.00	1,171,000.00					1,171,000.00	234,200.00	234,200.00	234,200.00	234,200.00	4,219,500.00	4,219,500.00	65,402.00	65,					

Agency: Ministry of Public Order and Safety
 Organization Code (UACS): REGULAR FUND 2021
 Fund Charter:

MINISTRY OF PUBLIC ORDER AND SAFETY
 REGULAR FUND 2021

STATEMENT OF APPROPRIATIONS, ALLOTMENTS, OBLIGATIONS, DISBURSEMENTS AND BALANCES BY OBJECT OF EXPENDITURES
 As of December 31, 2022

PARTICULARS	UACS CODE	Appropriation	Appropriations					Obligations				BALANCE						
			(Transfer from Administrative)	Adjusted Appropriations	Abstracts Received	Adjustments (Increase/Decrease)	Transfer to Transfer from Adjusted Abstracts	1st Quarter Ending March 31	2nd Quarter Ending June 30	3rd Quarter Ending September 30	4th Quarter Ending December 31	Total	Disbursements	Estimated Appropriations	Unobligated Amounts	Unpaid Obligations (15.50 = 23.24)	Net Available and Demandable	
Philippine Contributions		48,092.86	48,092.86	48,092.86			48,092.86											
Employment Compensation Insurance Premiums		20,308.20	20,308.20	20,308.20			20,308.20											
Total OPE-Administrative & Staff		13,836,617.12	13,836,617.12	13,836,617.12	287,000.00	287,000.00	13,836,617.12	1,315,152.87	2,388,113.88	2,985,238.31	3,841,093.27	12,050,962.33	12,050,962.33	1,584,238.52	238,023.82	20,934.81		
Maintenance & Other Operating Expenses		2,941,000.00	2,941,000.00	2,941,000.00			2,941,000.00	1,830,000.00	2,941,000.00	649,353.30	5,915,450	1,612,238.33	1,586,873.31	927,083.15	55,346.81			
Traveling Expense		2,941,000.00	2,941,000.00	2,941,000.00			2,941,000.00	1,830,000.00	2,941,000.00	649,353.30	5,915,450	1,612,238.33	1,586,873.31	927,083.15	55,346.81			
Telephone Expense		4,000,000.00	4,000,000.00	4,000,000.00			4,000,000.00	1,950,000.00	3,860,000.00	3,111,848.33	2,500,000.00	3,800,000.00	3,800,000.00	2,202,840.00	1,068,000.00			
Professional Services		6,000,000.00	6,000,000.00	6,000,000.00			6,000,000.00	1,500,000.00	7,410,000.00	340,000.00	2,400,000.00	5,205,160.00	5,205,160.00	4,364,456.00	83,604.00			
Financial Accounting Audit		7,410,000.00	7,410,000.00	7,410,000.00			7,410,000.00	3,100,000.00	6,410,000.00	641,000.00	1,800,000.00	3,310,000.00	3,310,000.00	1,834,622.33	48,177.67			
Total OPE-Non-Administrative & Staff		18,412,000.00	18,412,000.00	18,412,000.00			18,412,000.00	1,880,000.00	1,880,000.00	1,880,000.00	1,790,000.00	1,790,000.00	1,790,000.00	1,790,000.00	48,177.67			
Capital Outlay-OPE		1,880,000.00	1,880,000.00	1,880,000.00			1,880,000.00	1,880,000.00	1,880,000.00	1,880,000.00	1,880,000.00	1,880,000.00	1,880,000.00	1,880,000.00	48,177.67			
Other OPE		1,880,000.00	1,880,000.00	1,880,000.00			1,880,000.00	1,880,000.00	1,880,000.00	1,880,000.00	1,880,000.00	1,880,000.00	1,880,000.00	1,880,000.00	48,177.67			
OPE-TOTAL		29,412,617.12	29,412,617.12	29,412,617.12	287,000.00	287,000.00	29,412,617.12	3,195,152.87	4,268,113.88	4,634,591.61	5,630,543.27	13,840,962.33	13,840,962.33	1,632,316.39	286,201.63	20,990.62		
OPE-CAPITAL OUTLAY-TOTAL		1,880,000.00	1,880,000.00	1,880,000.00			1,880,000.00	1,880,000.00	1,880,000.00	1,880,000.00	1,880,000.00	1,880,000.00	1,880,000.00	1,880,000.00	48,177.67			
Total Personnel Services (OAS, STO, OPE)		51,541,214.16	51,541,214.16	51,541,214.16			51,541,214.16	28,533,917.22	28,533,917.22	28,533,917.22	28,533,917.22	28,533,917.22	28,533,917.22	28,533,917.22	3,238,873.46			
Total Personal Services and Other Operating Expenses (OAS, STO, OPE)		51,541,214.16	51,541,214.16	51,541,214.16			51,541,214.16	28,533,917.22	28,533,917.22	28,533,917.22	28,533,917.22	28,533,917.22	28,533,917.22	28,533,917.22	3,238,873.46			
Total Capital Outlay (OAS, STO, OPE)		1,880,000.00	1,880,000.00	1,880,000.00			1,880,000.00	1,880,000.00	1,880,000.00	1,880,000.00	1,880,000.00	1,880,000.00	1,880,000.00	1,880,000.00	48,177.67			
OAS&O-TOTAL		136,435,308.18	136,435,308.18	136,435,308.18			136,435,308.18	118,012,822.64	118,012,822.64	118,012,822.64	118,012,822.64	118,012,822.64	118,012,822.64	118,012,822.64	12,922,883.24	18,731,494.15	3,099,128.13	
TOTAL ALLOTMENTS RECEIVED		136,435,308.18	136,435,308.18	136,435,308.18			136,435,308.18	118,012,822.64	118,012,822.64	118,012,822.64	118,012,822.64	118,012,822.64	118,012,822.64	118,012,822.64	12,922,883.24	18,731,494.15	3,099,128.13	
TOTAL ALLOTMENTS RECEIVED		136,435,308.18	136,435,308.18	136,435,308.18			136,435,308.18	118,012,822.64	118,012,822.64	118,012,822.64	118,012,822.64	118,012,822.64	118,012,822.64	118,012,822.64	12,922,883.24	18,731,494.15	3,099,128.13	

Certified Correct by:
 Alexander M. Dimalanta, CPA
 Accountant in Charge
 Date: 2/28/2023

Certified Correct by:
 JILKIMARLO P. MARABITINO, CPA
 Accountant in Charge
 Date: 3/10/2023

Approved By:
 JILKIMARLO P. MARABITINO, CPA
 Accountant in Charge
 Date: 3/10/2023


AGING OF DUE AND DEMANDABLE OBLIGATIONS
As of December 31, 2022

Ministry/Office : Ministry of Public Order and Safety (MPOS)
Organization Code (UACS) :


Name of Creditor	Obligation Request			AGING OF DUE AND DEMANDABLE OBLIGATIONS						Remarks
	Number	Date	Amount	Amount	90 days & below	91 to 180 days	181 to 270 days	271 to 360 days	Beyond 360 days	
A. Due and Demandable Obligations (Accounts Payable)										
A.1 Current Year's Appropriations										
PS										
PAG-IBIG	2022-01-0015	27-Jan-2022	800.00	800.00				800.00		
PAG-IBIG	2022-03-0077	02-Mar-2022	3,200.00	3,200.00			3,200.00			
PAG-IBIG	2022-03-0165	24-Mar-2022	600.00	600.00			600.00			
PAG-IBIG	2022-05-0316	11-May-2022	3,400.00	3,400.00			3,400.00			
PAG-IBIG	2022-06-0434	02-Jun-2022	1,400.00	1,400.00			1,400.00			
PAG-IBIG	2022-07-0684	05-Jul-2022	200.00	200.00			200.00			
PAG-IBIG	2022-08-0818	01-Aug-2022	200.00	200.00			200.00			
PAG-IBIG	2022-09-1018	16-Sep-2022	200.00	200.00			200.00			
PAG-IBIG	2022-11-1341	14-Nov-2022	200.00	200.00			200.00			
PAG-IBIG	2022-12-1527	14-Dec-2022	200.00	200.00		200.00				
GSIS	2022-03-0068	01-Mar-2022	1,109.64	1,109.64			1,109.63			
GSIS	2022-03-0152	23-Mar-2022	11,323.00	11,323.00			11,323.00			
GSIS	2022-04-0270	25-Apr-2022	13,498.29	13,498.29			13,498.29			
GSIS	2022-05-0397	26-May-2022	3,811.95	3,811.95			3,811.95			
GSIS	2022-06-0556	23-Jun-2022	5,548.66	5,548.66			5,548.66			
GSIS	2022-07-0782	22-Jul-2022	4,977.81	4,977.81			4,977.81			
GSIS	2022-08-0908	24-Aug-2022	6,426.72	6,426.72			6,426.72			
GSIS	2022-09-1119	26-Sep-2022	6,283.14	6,283.14	6,283.14					
GSIS	2022-10-1226	20-Oct-2022	824.51	824.51	824.51					
GSIS	2022-11-1415	28-Nov-2022	2,579.04	2,579.04	2,579.04					
GSIS	2022-12-1577	16-Dec-2022	2,579.04	2,579.04	2,579.04					

PHIC	2022-03-0074	02-Mar-2022	658.00	658.00			658.00							
PHIC	2022-03-0164	24-Mar-2022	5,939.48	5,939.48			5,939.48							
PHIC	2022-04-0227	19-Apr-2022	2,487.08	2,487.08			2,487.08							
PHIC	2022-06-0603	27-Jun-2022	82.18	82.18			82.18							
PHIC	2022-07-0783	22-Jul-2022	1,641.28	1,641.28			1,641.28							
PHIC	2022-12-1497	14-Sep-2022	331.90	331.90			331.90							
PHIC	2022-12-1498	07-Dec-2022	1,906.16	1,906.16			1,906.16							
	Sub- total (P\$)		82,407.88	82,407.88			15,103.79	19,076.65	47,427.43	800.00	0.00			
MOOE														
GOLDWAY PETROL STATION CORPORATION	2022-12-1691	29-Dec-2022	54,293.46	54,293.46			54,293.46							
GOLDWAY PETROL STATION CORPORATION	2022-12-1690	29-Dec-2022	169,633.21	169,633.21			169,633.21							
GOLDWAY PETROL STATION CORPORATION	2022-12-1689	29-Dec-2022	153,884.23	153,884.23			153,884.23							
BASIT S. MINANDANG	2022-12-1728	29-Dec-2022	5,400.00	5,400.00			5,400.00							
MUSLIMIN L. RIAS	2022-12-1730	29-Dec-2022	7,050.00	7,050.00			7,050.00							
MUSLIMIN L. RIAS	2022-12-1731	29-Dec-2022	750.00	750.00			750.00							
GIVFRELL CORPORATION	2022-12-1748	29-Dec-2022	450,000.00	450,000.00			450,000.00							
PEOPLE DYNAMIC, INC.	2022-12-1757	29-Dec-2022	89,788.00	89,788.00			89,788.00							
AL-SHAMEIR H. AMINULLA	2022-12-1696	29-Dec-2022	18,800.00	18,800.00			18,800.00							
ALJUD M. ABDULBAYAN	2022-12-1654	23-Dec-2022	6,749.00	6,749.00			6,749.00							
LORRAINE ANNE A. TAN	2022-12-1735	29-Dec-2022	6,120.00	6,120.00			6,120.00							
LORRAINE ANNE A. TAN	2022-12-1744	29-Dec-2022	12,000.00	12,000.00			12,000.00							
PIX N WORDS PRINTING HUB	2022-12-1749	29-Dec-2022	9,960.00	9,960.00			9,960.00							
ELENA V. CO HARDWARE INC.	2022-12-1563	16-Dec-2022	24,632.00	24,632.00			24,632.00							
CNX RESTO AND TRAVELLERS INN	2022-12-1586	29-Dec-2022	7,500.00	7,500.00			7,500.00							
CNX RESTO AND TRAVELLERS INN	2022-12-1740	29-Dec-2022	5,880.00	5,880.00			5,880.00							
ELENA V. CO HARDWARE, INC	2022-12-1743	29-Dec-2022	19,015.50	19,015.50			19,015.50							
AKMAD G. DONIA	2022-12-1706	29-Dec-2022	50,000.00	50,000.00			50,000.00							
CAR NASH BANAWE AUTO ACCESSORIES	2022-12-1709	29-Dec-2022	49,500.00	49,500.00			49,500.00							
ELENA V. CO HARDWARE, INC	2022-12-1743	29-Dec-2022	16,943.00	16,943.00			16,943.00							
CARMAEL AND SONS RESORTS INC.	2022-12-1699	29-Dec-2022	736,000.00	736,000.00			736,000.00							
RODOLFO MATUCAN JR.	2022-12-1736	29-Dec-2022	20,000.00	20,000.00			20,000.00							
GO HOTELS DAVAO INC.	2022-12-1738	29-Dec-2022	110,000.00	110,000.00			110,000.00							
PRINCESS RENT A CAR	2022-12-1620	22-Dec-2022	101,000.00	101,000.00			101,000.00							
THRIFTY ENTERPRISES	2022-12-1746	29-Dec-2022	4,665.00	4,665.00			4,665.00							
GENSAN GREENLEAF HOTEL AND DEVELOPMENT CORPORATION	2022-12-1590	28-Dec-2022	174,800.00	174,800.00			174,800.00							

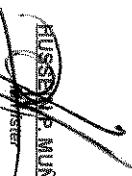
Certified Correct by:


ALAMINAH M. DIMAULUTANG, CPA
Budget Officer III
Date: 03/08/2023

Certified Correct by:


JULKHAIRI O. PANGARINTAO, CPA
Accountant III
Date: 03/08/2023

Approved By:


HUSSEIN P. MUNOZ
Inspector
Date: 03/08/2023

MONTHLY REPORT OF DISBURSEMENT
As of the Month Ending December 31, 2022

Agency: **MINISTRY OF PUBLIC ORDER AND SAFETY**
 Division: **Police**
 Project Code: **00000000000000000000**

PARTICULARS	Owner's Fund Budget										Prop. Fund Budget										Total Available			Grand Total			
	P2	MOBE	Field	CO	TOTAL	P2	MOBE	Field	CO	TOTAL	P2	MOBE	Field	CO	TOTAL	P2	MOBE	Field	CO	TOTAL	P2	MOBE	Field	CO	TOTAL	Expend.	
2022 DISBURSEMENTS																											
Notes of Cash Allocation (NCA)	3,280,962.81	4,280,962.81	0.00	217,718.40	4,869,643.11	-	-	-	-	-	-	-	-	-	-	-	-	-	-	-	-	-	-	-	-	-	-
MOB Checks Issued	4,620,728.38	11,420,728.38	0.00	-	16,041,456.76	-	-	-	-	-	-	-	-	-	-	-	-	-	-	-	-	-	-	-	-	-	-
Notes of Transfer Allocation (NTA)	-	-	-	-	-	-	-	-	-	-	-	-	-	-	-	-	-	-	-	-	-	-	-	-	-	-	-
MOB Checks Issued	-	-	-	-	-	-	-	-	-	-	-	-	-	-	-	-	-	-	-	-	-	-	-	-	-	-	-
Notes to Debt Account	-	-	-	-	-	-	-	-	-	-	-	-	-	-	-	-	-	-	-	-	-	-	-	-	-	-	-
Notes to Debt Account	-	-	-	-	-	-	-	-	-	-	-	-	-	-	-	-	-	-	-	-	-	-	-	-	-	-	-
Working Fund for P/As	-	-	-	-	-	-	-	-	-	-	-	-	-	-	-	-	-	-	-	-	-	-	-	-	-	-	-
Cash Disbursement of Calling (CCO)	-	-	-	-	-	-	-	-	-	-	-	-	-	-	-	-	-	-	-	-	-	-	-	-	-	-	-
TOTAL 2022 DISBURSEMENTS	4,620,728.38	11,420,728.38	0.00	217,718.40	16,041,456.76	-	-	-	-	-	-	-	-	-	-	-	-	-	-	-	-	-	-	-	-	-	-
NON-CASH DISBURSEMENTS																											
Notes of Cash Allocation (NCA)	-	-	-	-	-	-	-	-	-	-	-	-	-	-	-	-	-	-	-	-	-	-	-	-	-	-	-
Notes of Transfer Allocation (NTA)	-	-	-	-	-	-	-	-	-	-	-	-	-	-	-	-	-	-	-	-	-	-	-	-	-	-	-
Notes to Debt Account	-	-	-	-	-	-	-	-	-	-	-	-	-	-	-	-	-	-	-	-	-	-	-	-	-	-	-
Notes to Debt Account	-	-	-	-	-	-	-	-	-	-	-	-	-	-	-	-	-	-	-	-	-	-	-	-	-	-	-
Working Fund for P/As	-	-	-	-	-	-	-	-	-	-	-	-	-	-	-	-	-	-	-	-	-	-	-	-	-	-	-
Cash Disbursement of Calling (CCO)	-	-	-	-	-	-	-	-	-	-	-	-	-	-	-	-	-	-	-	-	-	-	-	-	-	-	-
TOTAL NON-CASH DISBURSEMENTS	-	-	-	-	-	-	-	-	-	-	-	-	-	-	-	-	-	-	-	-	-	-	-	-	-	-	-
GRAND TOTAL	4,620,728.38	11,420,728.38	0.00	217,718.40	16,041,456.76	-	-	-	-	-	-	-	-	-	-	-	-	-	-	-	-	-	-	-	-	-	-

PARTICULARS	Owner's Fund Budget										Prop. Fund Budget										Total Available			Grand Total			
	P2	MOBE	Field	CO	TOTAL	P2	MOBE	Field	CO	TOTAL	P2	MOBE	Field	CO	TOTAL	P2	MOBE	Field	CO	TOTAL	P2	MOBE	Field	CO	TOTAL	Expend.	
2021 DISBURSEMENTS																											
Notes of Cash Allocation (NCA)	11,313,157.25	4,829,262.31	0.00	1,812,022.84	16,954,442.40	-	-	-	-	-	-	-	-	-	-	-	-	-	-	-	-	-	-	-	-	-	-
MOB Checks Issued	11,313,157.25	4,829,262.31	0.00	1,812,022.84	16,954,442.40	-	-	-	-	-	-	-	-	-	-	-	-	-	-	-	-	-	-	-	-	-	-
Notes of Transfer Allocation (NTA)	-	-	-	-	-	-	-	-	-	-	-	-	-	-	-	-	-	-	-	-	-	-	-	-	-	-	-
MOB Checks Issued	-	-	-	-	-	-	-	-	-	-	-	-	-	-	-	-	-	-	-	-	-	-	-	-	-	-	-
Notes to Debt Account	-	-	-	-	-	-	-	-	-	-	-	-	-	-	-	-	-	-	-	-	-	-	-	-	-	-	-
Notes to Debt Account	-	-	-	-	-	-	-	-	-	-	-	-	-	-	-	-	-	-	-	-	-	-	-	-	-	-	-
Working Fund for P/As	-	-	-	-	-	-	-	-	-	-	-	-	-	-	-	-	-	-	-	-	-	-	-	-	-	-	-
Cash Disbursement of Calling (CCO)	-	-	-	-	-	-	-	-	-	-	-	-	-	-	-	-	-	-	-	-	-	-	-	-	-	-	-
TOTAL 2021 DISBURSEMENTS	11,313,157.25	4,829,262.31	0.00	1,812,022.84	16,954,442.40	-	-	-	-	-	-	-	-	-	-	-	-	-	-	-	-	-	-	-	-	-	-
NON-CASH DISBURSEMENTS																											
Notes of Cash Allocation (NCA)	-	-	-	-	-	-	-	-	-	-	-	-	-	-	-	-	-	-	-	-	-	-	-	-	-	-	-
Notes of Transfer Allocation (NTA)	-	-	-	-	-	-	-	-	-	-	-	-	-	-	-	-	-	-	-	-	-	-	-	-	-	-	-
Notes to Debt Account	-	-	-	-	-	-	-	-	-	-	-	-	-	-	-	-	-	-	-	-	-	-	-	-	-	-	-
Notes to Debt Account	-	-	-	-	-	-	-	-	-	-	-	-	-	-	-	-	-	-	-	-	-	-	-	-	-	-	-
Working Fund for P/As	-	-	-	-	-	-	-	-	-	-	-	-	-	-	-	-	-	-	-	-	-	-	-	-	-	-	-
Cash Disbursement of Calling (CCO)	-	-	-	-	-	-	-	-	-	-	-	-	-	-	-	-	-	-	-	-	-	-	-	-	-	-	-
TOTAL NON-CASH DISBURSEMENTS	-	-	-	-	-	-	-	-	-	-	-	-	-	-	-	-	-	-	-	-	-	-	-	-	-	-	-
GRAND TOTAL	11,313,157.25	4,829,262.31	0.00	1,812,022.84	16,954,442.40	-	-	-	-	-	-	-	-	-	-	-	-	-	-	-	-	-	-	-	-	-	-

REMARKS:

Total Disbursement Available Received
 NCA 11,313,157.25
 MOBE 4,829,262.31
 Field 0.00
 CO 1,812,022.84
TOTAL 16,954,442.40

Total Disbursement Available Available
 Less: Balance of Transfer of Functions (TOF) Year-end
 Less: Total Disbursement Available Available
 Less: Lapsed NCA
 Subtotal Available
 Less: Total Disbursement Available Available
 Balance of Disbursement Available at ye end

Approved By: [Signature] **Approved By:** [Signature]

Checked/Controlled By: [Signature] **Checked/Controlled By:** [Signature]

Account Officer: [Signature] **Account Officer:** [Signature]

Date: 03/01/2023 **Date:** 03/01/2023